



岭 南



高压超高压电缆
HV & EHV CABLES



广州岭南电缆股份有限公司
GUANGZHOU LINGNAN CABLE CO.,LTD

南村总部(ADD) : 广州市番禺区南村镇南大路
邮编(P.C) : 511442

榄核分公司(ADD) : 广州市南沙区榄核镇人绿路163号
邮编(P.C) : 511442

电话(TEL) : +86-20-8476 8952 +86-20-8476 0896
传真(FAX) : +86-20-8476 4206

E-mail : info@lncable.com

http://www.lncable.com

广州岭南电缆股份有限公司
GUANGZHOU LINGNAN CABLE CO.,LTD
致力于电缆的系统解决方案

创 造 生 活 传 递 光 明



广州岭南电缆股份有限公司
GUANGZHOU LINGNAN CABLE CO.,LTD
致 力 于 电 缆 的 系 统 解 决 方 案

CATALOG 目录

企业简介	Introduction of the Company	003
资质荣誉	Qualifications & Awards	005
资源配套	Resources & Equipments	009
产品展示	Products	014
	66-132kV交联聚乙烯绝缘电力电缆 66-132kV XLPE insulated power cables	015
	220-500kV交联聚乙烯绝缘电力电缆 220-500kV XLPE insulated power cables	024
重点工程	Key Projects	031
服务体系	Services	033
公司愿景	Corporate Vision	035



INTRODUCTION OF THE COMPANY 企业简介

岭南电缆·追求完美，创造卓越

公司创建于1995年，2011年整体改制为股份公司，有近20年专业研发、生产和销售电缆的经验。岭南电缆广泛应用于电力系统、重点工程、轨道交通、居民用等领域。

公司占地20多万平方米，拥有两大生产基地，厂房面积11多万平方米，年产值达25亿元。关键生产设备引进了芬兰MAILLEFER 500kV VCV立式交联生产线，配置了在线应力松弛系统、SIKORA在线测偏仪、绝缘杂质在线检测系统、导体预热器、100级净化加料系统、PSU工艺支持系统及NCC工艺设计系统等国际先进的工艺技术，并引进了世界先进的美国HIPOTRONICS高压及局放测试系统。

公司主营产品有500kV及以下交联电缆、塑力缆、控制电缆以及环保型防蚁电缆、无卤低烟阻燃电缆、分布式光纤测温电缆、光电复合智能电缆、抗水树电缆等特种电缆。110kV电缆于1999年成功挂网运行；220kV电缆为国内第一批通过预鉴定试验；35kV及以下电线电缆通过了生产许可证和CCC产品认证。公司可按照客户定制要求及GB、IEC、BS等相关标准进行设计和生产，可为用户提供电缆系统的解决方案。

公司通过了ISO9001、ISO14001和OHSAS18001管理体系认证，建立了ERP和OA管理系统。是南方电网优秀供应商、98年抗灾抢险先进单位、2010年亚运会和2011年世界大运会保供电优秀单位、省高新技术企业、省名牌产品、省著名商标、省4A标准化良好行为企业、省级计量单位、省清洁生产企业、广州市创新型企业、连续17年被评为“重合同守信用单位”。

公司建立了被认定的省级企业技术中心和省工程中心，自主研发新产品新技术近30项，发明专利2项，实用新型专利近40项，多次参与省科技项目研发及国家标准制定。与华南理工大学建立了长期“产学研合作”，与陶氏化学（中国）有限公司建立了长期、全面的合作伙伴关系，与南方电监局组建了“高压电力电缆培训基地”，是华南理工大学“学生创新实践与就业实训基地”。

公司凭借优质的产品和服务，赢得了广大客户的良好口碑，成为了南方电网和国家电网的优秀合作伙伴。重点工程案例有：广州新白云国际机场、广州亚运城、广州琶洲会展中心、广州地铁、深圳地铁、成都地铁、天津奥体中心、博鳌论坛会议中心、深圳大运会中心和广州起算中心等。

公司坚持“品牌战略、科学管理”的路线，凭借自身优势，发展高端电缆产品。稳健运用新技术、新材料、新设备、新工艺，不断提升产品性能与质量，以更好满足用户需求。

Lingnan cable · pursuit of perfection, and create excellence

Founded in 1995, the 2011 overall conversion into shares of the company, has nearly 20 years of professional experience in development, production and sale of cable. Lingnan cable widely used systems, focusing on engineering, rail transportation, home and other areas of civilian power.

The company occupies more than 200,000 square meters, has two production bases, plant area of over 11 square meters, the annual output value of 2.5 billion yuan. The key production equipment imported to Finland MAILLEFER 500kV VCV vertical cross-linked production line, equipped with online stress relaxation system, SIKORA online derivometer, insulation impurity line detection system, the conductor preheater, 100 purification feeding system, PSU process support systems and NCC process design system and other international advanced technology and the introduction of the world's advanced U.S. HIPOTRONICS hypertension and PD test systems.

The company's main products are 500kV and below XLPE cables, plastic power cables, control cables and environmentally friendly termite cable, halogen-free flame retardant cable, fiber optic distributed temperature cable, optical smart composite cables, cables and other water-resistant trees special cables. 110kV cables hanging in 1999 successfully run; 220kV cables for domestic first batch through the pre-qualification test; 35kV and below through the wire and cable production license and CCC certification, Companies can be designed and manufactured in accordance with customer requirements and GB, IEC, BS, and other related standards, can provide users with cable system solutions.

The company passed the ISO9001, ISO14001 and OHSAS18001 management system certification, the establishment of ERP and OA management system. China southern Power Grid is the excellent supplier of advanced disaster rescue unit 98, 2010 Asian Games and the 2011 World Universiade guaranteed power supply units outstanding, the provincial high-tech enterprises, the provincial brand, famous, good standardization 4A provincial enterprises, the provincial units of measurement, the provincial clean production enterprises, innovative enterprises in Guangzhou City, 17 consecutive years was named "the contract and keeping promises."

The company has been recognized by the establishment of a provincial enterprise technology center and provincial engineering centers, independent research and development of new products and new technology nearly 30, two invention patents, utility model patents, nearly 40, has participated in the provincial science and technology research and development projects and national standards. South China University of Technology to establish a long-term "Cooperative", and Dow Chemical (China) Co., Ltd. To establish a long-term and comprehensive partnership with Southern Electricity Regulatory Authority set up a "high-voltage power cables training base", the South China Institute of Technology University Students' Innovative Practice and employment practice base. "

With high-quality products and services, has won a good reputation of our customers, has become an excellent partner China Southern Power Grid and the National Grid. Project focus: Guangzhou New Baiyun International Airport, Guangzhou Asian Games City, Guangzhou Pazhou Exhibition Center, Guangzhou Metro, Shenzhen Metro, Chengdu Metro, Tianjin Olympic Sports Center, the Boao Forum conference center, Guangzhou, Shenzhen Universiade Center and the Supercomputer Center.

Companies adhere to the "brand strategy, scientific management" line, with their own advantages, the development of high-end cable products. Robust use of new technologies, new materials, new equipment, new technology, improve product performance and quality, in order to better meet customer needs.



CORPORATE CULTURE

公司经营目标:
Our Goal:
做强做大，做国内一流超高压电缆龙头企业
To be the leading enterprise of super HV cable manufacturing in China with continuous growth

公司经营方针:
Our Strategy:
安全、优质、高效、低耗
Safety, Quality, Efficiency, and Low Energy-Consumption

公司经营理念:
Our Philosophy:
创新为魂、人才为本、专业技术、诚信服务
Innovation and talent orientation with professional technology and trustworthy services.

公司质量方针:
Our Concept on Quality:
关注顾客、细节管理、完美执行、创新改进
Customer-orientation, Detail Management, Perfect Implementation, and Continuous Innovation.

公司文化理念:
Corporate Culture:
敬业、务实、拼搏、创新
Professionalism, Practical-thinking, All-strength, and Innovation.



●新办公楼



●公司接待大厅



●番禺模核镇新生产基地



致力于电缆的系统解决方案
DEDICATED WIRE & CABLE SOLUTIONS

资质荣誉 & AWARDS QUALIFICATIONS



◎高新技术企业证书



◎广东省省级企业技术中心



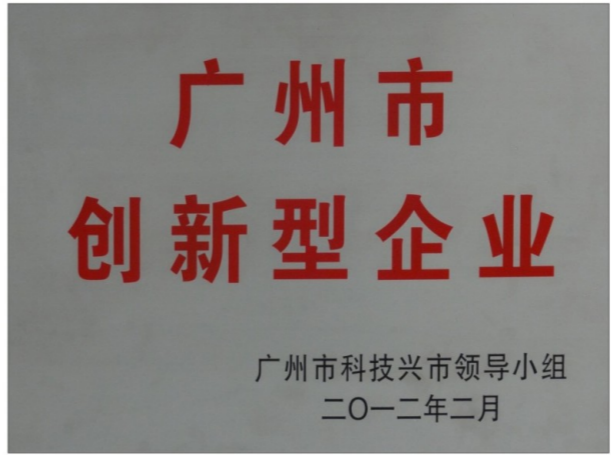
◎广东省名牌产品



◎广东省著名商标证书



◎广东省工程技术研究中心



◎广州市创新型企业



◎守合同重信用企业荣誉证书



◎连续多年纳税十万元奖



◎2007年度优秀供应商




◎2009年广州供电局授予“突出贡献供应商”锦旗



致力于电缆的系统解决方案
DEDICATED WIRE & CABLE SOLUTIONS

QUALIFICATIONS & AWARDS

资质荣誉



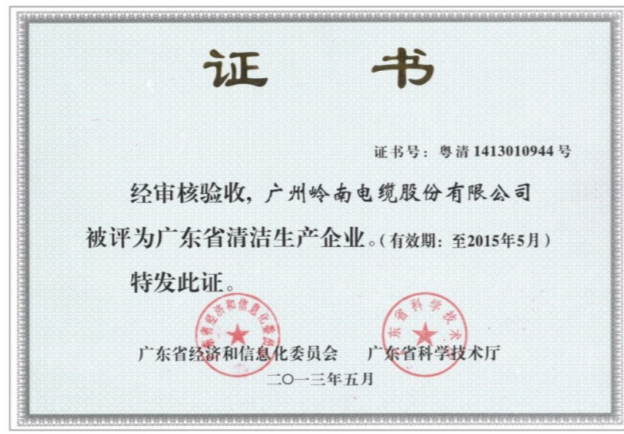
广东省重点扶持企业



发明专利证书 (一种阻水高压电缆及其制作方式)



发明专利证书 (一种阻水高压电缆及其制作方式)



广东省清洁生产企业




广东省采用国际标准产品认可证书 (1kV和3kV)



广东省采用国际标准产品认可证书 (110kV)



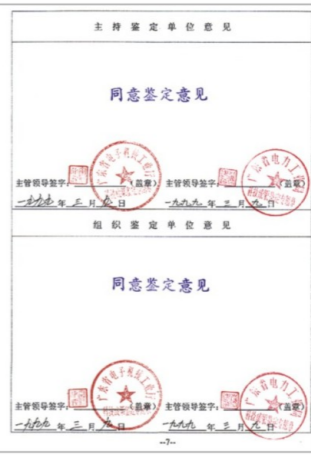
广东省采用国际标准产品认可证书 (220kV)



预鉴定试验报告



110kV交联电缆通过两部鉴定报告



标准化良好行为证书 (AAAA)



全国工业产品生产许可证




环境管理体系认证证书




职业健康安全管理体系认证证书



聚氯乙烯绝缘乙炔护套电缆



聚氯乙烯绝缘软电缆线



聚氯乙烯绝缘屏蔽电缆



质量管理体系认证证书




致力于电缆的系统解决方案
DEDICATED WIRE & CABLE SOLUTIONS

ADVANCED EQUIPMENT

先进的设备

- ① 华南地区第一条立塔交联生产线
The first vertical tower type cross-linked cable production line in the South China region
- ② 德国SIKORA在线偏心、厚度控制系统
On-line eccentricity and thickness control system made by SIKORA (Germany)
- ③ 全密封100级净化加料系统
Fully-sealed Class 100 purification and feed system
- ④ 美国HIPOTRONICS高压试验及局放检测系统
High-voltage test and partial discharge test system made by HIPOTRONICS (USA)
- ⑤ 在线应力松弛系统
On-line stress relaxation system
- ⑥ PSU工艺支持决策系统及NCC工艺优化软件
PSU process support system and NCC process optimization software
- ⑦ 世界领先的MAILLEFER双通道三层共挤VCV生产线
World's leading MAILLEFER dual-channel triple common cross-head extruder VCV production line





人才 TALENT

21世纪科技飞跃的核心动力！

The core power of the great leap of science and technology in the 21st century!

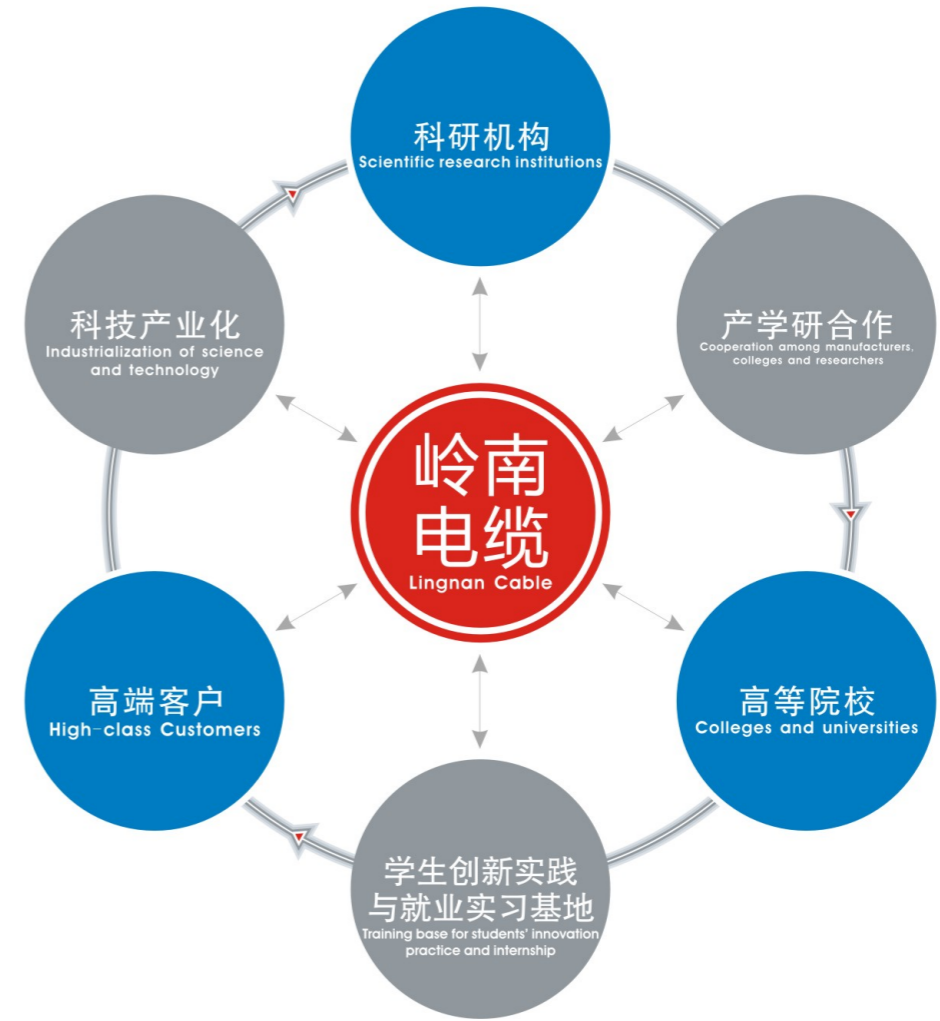
公司以具有竞争力的薪酬吸引优秀人才以确保公司拥有一支优秀的员工队伍。公司定期对内考察公司员工各级薪酬水平，对外收集优秀企业薪酬状况，力求建立公平、合理、极具竞争力的薪酬体系。工资的定级根据员工的职务、职称、学历、工作能力、技术程度等项目综合制定。公司一贯严格按照《劳动合同法》的要求与员工签订劳动合同，对签订无固定期限合同条件的员工，我们都依法与员工签订无固定期限劳动合同，至今已与三分之一的员工签订了无固定期限劳动合同，公司的劳动合同签订率达100%。我们一直坚持按时按规定足额支付员工的工资，依法为员工缴纳社会保险和住房公积金。

公司每年都举行质量安全月、技术比武、演讲比赛、征文比赛、合理化建议等各类活动，春节、国庆节、元旦等节日举行康体活动，定期组织员工体检和旅游，以丰富员工生活。



The company has a competitive salary to attract the best talent to ensure that the company has an excellent staff. Regularly inspect the internal level employees at all levels of remuneration, salary status of foreign collect outstanding enterprises, and strive to establish a fair, reasonable and very competitive compensation system. Developed based on a comprehensive classification of wages of staff positions, titles, qualifications, competence, skill level and other projects. The company has consistently strict accordance with the "Labor Contract Law" sign labor contracts with employees on fixed-term contracts signed without conditions employees, we have entered into a legally non-fixed term labor contracts with employees, so far we have signed with a third of staff the non-fixed term labor contract, the company's labor contract rate of 100%. We have been insisting on time required to pay wages in full accordance with the law for employees to pay social insurance and housing fund.

Quality and safety of the company are held annually months, technology contest, speech contests, essay contests, rationalization proposals and other types of activities, the Spring Festival, National Day, New Year and other festivals held in recreational activities, and travel regularly organized medical staff to enrich the stall of life.



技术创新 见证实力



Technical Innovation is Power



致力于电缆的系统解决方案
DEDICATED WIRE & CABLE SOLUTIONS

CONCENTRATION WITH HEART

用心处，尽显至诚、至精、至纯之质



德，为立身之本，厚德载物；心，为万物之灵，心可造物。用心处，尽显至诚、至精、至纯之质，用心打造，桃李不言，下自成蹊。

“关注顾客、细节管理、完美执行、创新改进”是公司一贯秉承的质量观，建立了质量信息管理平台，将各类检验数据分类管理，保证了产品信息的可追溯性。公司建立了高压及局放测试研究试验室、高压电缆技术研究试验室、电缆材料检验试验室，既满足了从原材料进厂到产品出厂各环节的检测要求，又为技术创新和产品研发提供了基础和平台。

Virtue is the root of human being supporting the earth while heart is the spirit and source of creation of everything in the world. The concentration with heart is a reflection of utmost truth, professionalism and purity. The creation with heart is a natural call heard by numerous followers.

The Company's concept on quality is customer-orientation, detail management, perfect implementation, and continuous innovation. We have established a platform of quality information management to verify different types of inspection data and ensure the tracing of the information of every product. The Company has also established laboratories including the high voltage and partial discharge test research laboratory, high voltage cable technology research laboratory, and cable material inspection laboratory, which not only meet the inspection demands from raw materials to finished products but also provide a solid foundation and platform for technology innovation and product research and development.



高压超高压电缆 HV & EHV CABLES



66-132kV交联聚乙烯绝缘电力电缆

66-132kV cross-linked polyethylene insulated power cable

产品执行标准 Product standard: **GB/T 11017、IEC60840**

使用特性 Properties

- 最高额定温度 Maximum rated temperature**
 电缆导体长期允许最高工作温度为90℃；
 Long-term maximum allowable operating conductor temperature: 90℃
 短时过负载最高工作温度为105℃；
 Maximum operating temperature under short-time overload: 105℃
 短路时（短路时间为5S）最高工作温度为250℃。
 Maximum operating temperature under short circuit (short circuit duration 5 s): 250℃
- 安装要求 Installation Requirements**
 电缆敷设时不受落差限制，敷设时环境温度不低于0℃，如环境温度低于0℃，应对电缆预热。
 Cable laying shall not be restricted by drop height; the ambient temperature for laying shall not be lower than 0℃, and if the ambient temperature is lower than 0℃, the cable shall be pre-heated.
- 电缆最小弯曲半径 Minimum bending radius of cable**
 安装时: 20D₀；运行时: 15D₀
 During cable laying: 20 D₀; and Permanent installation: 15 D₀
 注: D₀为电缆外径实测值。
 Note: D₀ is measured outer diameter of cable.
- 电缆安装时的轴向最大允许牵引力T（不考虑转弯处的径向侧压力）**
 Maximum allowable axial traction for cable installation, T (radial side pressure at bend not being considered)
 导体: $t=k \times \text{导体截面} (kg)$
 Conductor: $T = K \times \text{Conductor Section} (kg)$
 式中系数k值为，铜导体 $k=7kg/mm^2$ ，铝导体 $k=4kg/mm^2$ 。
 Where, The Coefficient K = 7 Kg/mm² For Copper Conductor And 4 Kg/mm² For Aluminum Conductor.
- 电缆弯曲时的允许最大侧压力P Maximum allowable side pressure when cable is bent, P**
 $P=T/R \leq 500 (kg/m)$ ，式中T为轴向牵引力，R为弯曲半径。
 $P = T/R \leq 500 (kg/m)$, where T is axial traction, and R is bending radius.

电缆额定电压的表示方法 Expression method for rated voltage of cable

电缆的额定电压用 $U_0/U(U_m)$ 表示，均为有效值，单位为kV。如： $U_0/U(U_m)=64/110(126)$ 。
 The rated voltage of cable is expressed with $U_0 / U (U_m)$, and it is an effective value with a unit of kV. For example, $U_0 / U (U_m)=64/110(126)$.
 U_0 —电缆设计用的导体与屏蔽或金属套之间的额定工频电压；
 U_0 -The rated power frequency voltage between the conductor and the shield or the metal armor, used for cable design;
 U —电缆设计用的导体之间的额定工频电压；
 U -The rated power frequency voltage between the conductors, used for cable design;
 U_m —设备最高电压（使用设备的系统最高电压的最大值）。
 U_m -The maximum voltage of equipment (the maximum value of system voltage of the equipment in use).

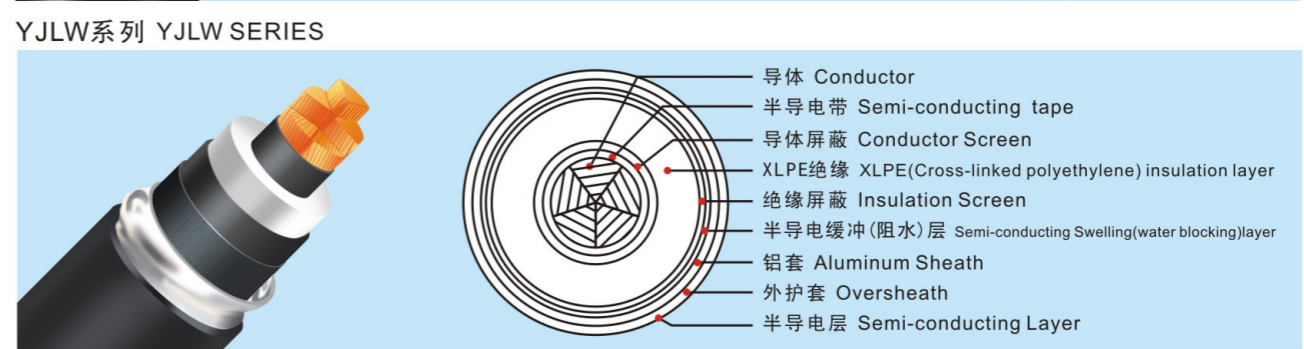
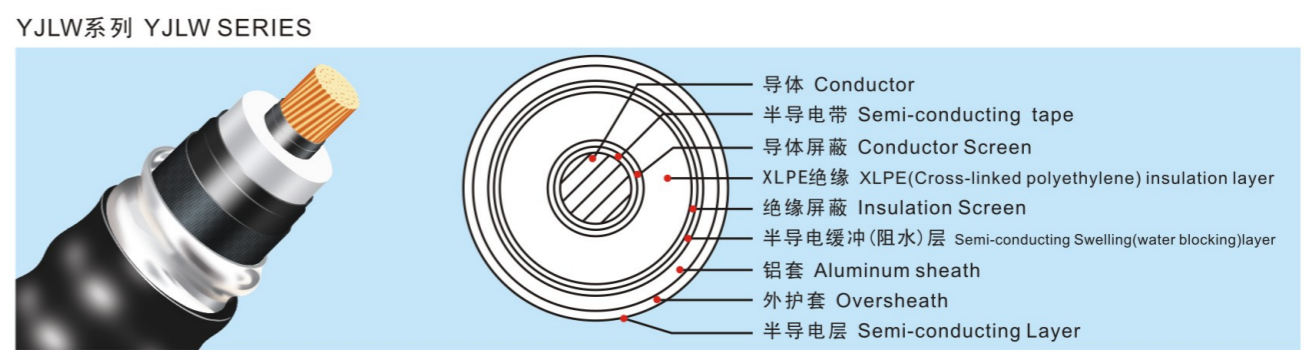
型号及名称 Type and name

型号 Type		名称 Name
铜芯 Copper core	铝芯 Aluminum core	
YJLW02	YJLLW02	交联聚乙烯绝缘皱纹铝套或焊接皱纹铝套聚氯乙烯护套电力电缆 Cross-linked polyethylene insulated, corrugated aluminum or welded corrugated aluminum sheath and polyvinyl chloride sheathed power cable
YJLW03	YJLLW03	交联聚乙烯绝缘皱纹铝套或焊接皱纹铝套聚乙烯护套电力电缆 Cross-linked polyethylene insulated, corrugated aluminum or welded corrugated aluminum sheath and polyethylene sheathed power cable
YJLW02-Z	YJLLW02-Z	交联聚乙烯绝缘皱纹铝套或焊接皱纹铝套聚氯乙烯护套纵向阻水电力电缆 Cross-linked polyethylene insulated, corrugated aluminum or welded corrugated aluminum sheath and polyvinyl chloride sheathed longitudinal water blocking power cable
YJLW03-Z	YJLLW03-Z	交联聚乙烯绝缘皱纹铝套或焊接皱纹铝套聚乙烯护套纵向阻水电力电缆 Cross-linked polyethylene insulated, corrugated aluminum or welded corrugated aluminum sheath and polyethylene sheathed longitudinal water blocking power cable
YJA02	YJLA02	交联聚乙烯绝缘铝塑复合层聚氯乙烯护套电力电缆 Cross-linked polyethylene insulated, aluminum-plastic composite sheath and polyvinyl chloride sheathed power cable
YJA03	YJLA03	交联聚乙烯绝缘铝塑复合层聚乙烯护套电力电缆 Cross-linked polyethylene insulated, aluminum-plastic composite sheath and polyethylene sheathed power cable

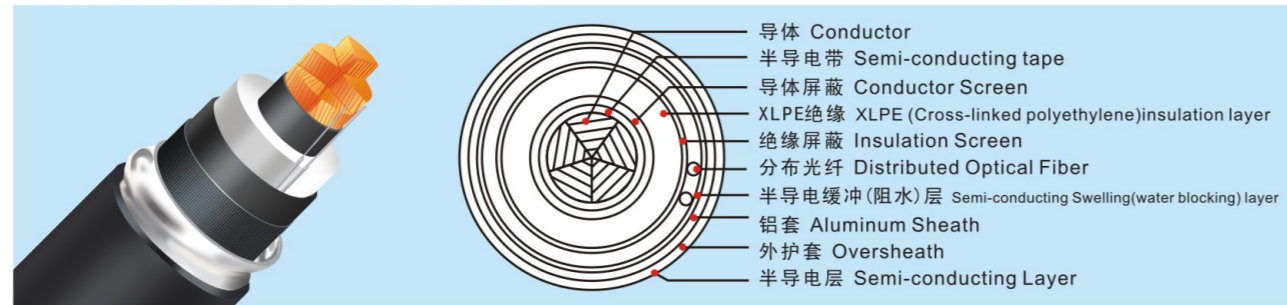
注: ● 皱纹铝套包括挤包皱纹铝套和焊接皱纹铝套，按JB/T5268.1二者代号均为LW；焊接皱纹铝套应在产品名称中明确表示，名称中未注明“焊接”的即为挤包皱纹铝套。
 ● 阻燃型电力电缆在以上型号前加“Z (ZA-、ZB-、ZC-)”；无卤低烟阻燃电力电缆在以上型号前加“WDZ (WDZA-、WDZB-、WDZC-)”；低烟低卤阻燃电缆在以上型号前加“DDZ (DDZA-、DDZB-、DDZC-)”；防蚁型电力电缆在以上型号前加“FY-”。
 ● 在线温度监测智能电缆在以上型号前加“DFTS-”。

Note: 1. Corrugated aluminum sheath includes two types, extruded corrugated aluminum sheath and welded corrugated aluminum sheath, both of which the code is LW based on JB/T5268.1. Welded corrugated aluminum sheath shall be clearly indicated in product names; and if no "welded" is shown in a product name, the corrugated aluminum sheath is extruded corrugated aluminum sheath.
 2. For flame-retardant power cable, "Z(ZA-, ZB-, ZC-)" is added before the above type number; for halogen-free low-smoke flame-retardant power cable, "WDZ (WDZA-, WDZB-, WDZC-)" is added before the above type number; for low-smoke low-halogen flame-retardant power cable, "DDZ (DDZA-, DDZB-/DDZC-)" is added before the above type number; and for anti-termite power cable, "FY-" is added before the above type number.
 3. For intelligent on-line temperature monitoring cable, "DFTS-" is added before the above type number.

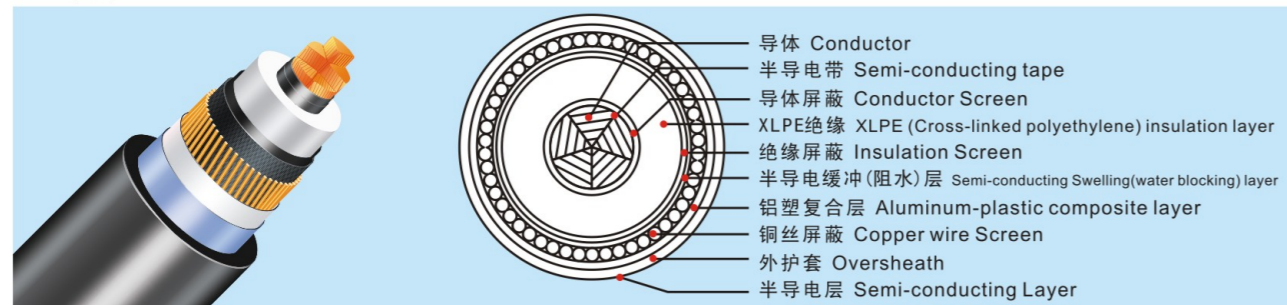
结构示意图 Schematic diagram



DFTS-YJLW系列 DFTS-YJLW SERIES



YJA系列 YJA SERIES



电缆运行状态及参数 Cable running state and parameters

- 载流量依据 IEC60287 标准计算;
Current carrying capacity is calculated according to standard IEC60287;
- 单回路, 平行排列时相间中心距为250mm, 三角形排列时, 相间中心距为电缆外径, 导体工作温度为90°C,
For single circuit, the inter-phase centre-to-centre distance is 250mm in parallel arrangement and is the outer diameter of cable in trefoil formation, and the operating temperature of conductor is 90°C;
- 金属屏蔽接地方式, 单端接地或交叉互联两端接地;
Metallic screen grounding method: single end grounding or cross-bonded both end grounding;
- 空气中: 气温40°C, 不受日光直射;
In air: The air temperature is 40°C, protected from direct solar radiation;
- 直埋: 气温25°C, 土壤热阻系数为1.2°C·m/W, 埋深1米;
Directly buried: The air temperature is 25°C, the thermal resistivity of soil is 1.2°C·m/W, and the buried depth is 1 m;
- 短路电流据 IEC949 (绝热条件下) 计算, 短路起始温度: 导体90°C, 金属护套80°C, 短路最终温度为250°C, 持续时间为1秒。
The short circuit current is calculated according to IEC949 (under thermal insulation condition). The short circuit starting temperature: conductor 90°C, metal sheath 80°C; the short circuit ending temperature: 250°C; the short circuit duration: 1 second.

不同空气温度下载流量修正系数 Current carrying capacity correction coefficient under different air temperatures

环境温度 Ambient temperature	5	10	15	20	25	30	35	40	45
修正系数 Correction coefficient	1.30	1.27	1.22	1.18	1.14	1.10	1.05	1.00	0.95

不同土壤温度下载流量修正系数 Current carrying capacity correction coefficient under different soil temperatures

环境温度 Ambient temperature	5	10	15	20	25	30	35	40	45
修正系数 Correction coefficient	1.14	1.11	1.07	1.04	1.00	0.96	0.92	0.88	0.83

不同土壤热阻系数下的载流量修正系数 Current carrying capacity correction coefficient under different thermal resistivities of soil

土壤热阻系数 °C·m/W Thermal resistivity of soil, °C·m/W	0.8	1.0	1.2	1.5	1.8	2.0	2.5	3.0
载流量修正系数 Current carrying capacity correction coefficient	1.07	1.06	1.0	0.92	0.86	0.83	0.75	0.70

48/66kV交联聚乙烯绝缘电力电缆 48 / 66kV cross-linked polyethylene insulated power cable

YJLW系列电缆主要结构参数

Main structural parameters of YJLW series cable

标称截面 Nominal cross-sectional area mm ²	导体直径 Diameter of conductor mm	绝缘标称厚度 Nominal thickness of insulation mm	铝套厚度 Thickness of aluminum sheath mm	外护套厚度 Thickness of oversheath mm	近似外径 Approximation outer diameter mm	近似重量 (kg/km) Approximate Weight			
						铜 Copper(Cu)		铝 Aluminum(Al)	
						PVC护套 PVC sheath	PE护套 PE sheath	PVC护套 PVC sheath	PE护套 PE sheath
240	18.5	13.5	2.0	4.0	78	6598	6281	5128	4811
300	20.7	13.5	2.0	4.0	80	7329	7003	5487	5161
400	23.5	13.5	2.0	4.0	83	8317	7979	5961	5623
500	26.5	13.5	2.0	4.0	86	9546	9194	6520	6168
630	29.8	13.5	2.0	4.0	89	11113	10748	7201	6836
800	33.8	13.0	2.0	4.0	93	12912	12534	7902	7524
800F	35.0	13.0	2.0	4.0	96	13614	13180	8604	8170
1000F	39.2	13.0	2.0	4.5	102	15844	15390	9557	9103
1200F	42.0	13.0	2.0	4.5	106	17641	17173	10313	9845
1400F	46.0	13.0	2.0	4.5	109	19771	19287	11190	10706
1600F	48.6	13.0	2.0	4.5	112	21806	21308	12010	11512

YJA系列电缆主要结构参数

Main structural parameters of YJA series cables

标称截面 Nominal cross-sectional area mm ²	导体直径 Diameter of conductor mm	绝缘标称厚度 Nominal thickness of insulation mm	铝塑复合套厚度 Thickness of aluminum-plastic composite sheath mm	外护套厚度 Thickness of oversheath mm	近似外径 Approximation outer diameter mm	近似重量 (kg/km) Approximate Weight			
						铜 Copper(Cu)		铝 Aluminum(Al)	
						PVC护套 PVC sheath	PE护套 PE sheath	PVC护套 PVC sheath	PE护套 PE sheath
240	18.5	13.5	0.25	4.0	66	6452	6135	4982	4665
300	20.7	13.5	0.25	4.0	69	7156	6830	5314	4988
400	23.5	13.5	0.25	4.0	71	8108	7770	5752	5414
500	26.5	13.5	0.25	4.0	74	9299	8947	6273	5921
630	29.8	13.5	0.25	4.0	79	10824	10459	6912	6547
800	33.8	13.0	0.25	4.0	83	12585	12207	7575	7197
800F	35.0	13.0	0.25	4.0	86	13226	12792	8216	7782
1000F	39.2	13.0	0.25	4.5	91	15403	14949	9116	8662
1200F	42.0	13.0	0.25	4.5	95	17159	16691	9831	9363
1400F	46.0	13.0	0.25	4.5	98	19245	18761	10664	10180
1600F	48.6	13.0	0.25	4.5	101	21240	20742	11444	10946

主要电气参数

Main electrical parameters

标称截面 Nominal cross-sectional area mm ²	直流电阻 DC Resistance Ω/km (20℃)		交流电阻 AC resistance Ω/km (90℃)		导体最大允许短路电流 Maximum allowable short circuit current of conductor kA/1S		金属屏蔽最大允许短路电流 Maximum allowable short circuit current of metal shield kA/1S		电容 Capacitance μF/km	充电电流 Charging current A/km
	Cu	Al	Cu	Al	Cu	Al	铝护套 Aluminum sheath	铜丝屏蔽 Copper wire shield		
	240	0.0754	0.125	0.0970	0.161	34.3	22.7	36.3		
300	0.0601	0.100	0.0777	0.129	42.9	28.3	37.6	18.3	0.168	2.53
400	0.0470	0.0778	0.0613	0.101	57.2	37.8	39.3	18.3	0.181	2.73
500	0.0366	0.0605	0.0485	0.0787	71.5	47.2	41.0	18.3	0.195	2.94
630	0.0283	0.0469	0.0384	0.0616	90.1	59.5	42.9	18.3	0.211	3.18
800	0.0221	0.0367	0.0310	0.0489	114.5	75.6	44.7	18.3	0.236	3.56
800F	0.0221	0.0367	0.0288	0.0475	114.5	75.6	47.0	18.3	0.255	3.81
1000F	0.0176	0.0291	0.0232	0.0378	143.1	94.5	49.4	18.3	0.276	4.12
1200F	0.0151	0.0247	0.0201	0.0322	171.7	113.4	51.3	18.3	0.290	4.36
1400F	0.0129	0.0212	0.0174	0.0278	200.3	132.3	53.4	18.3	0.310	4.61
1600F	0.0113	0.0186	0.0155	0.0246	228.9	151.2	55.2	18.3	0.323	4.84

注：铜丝屏蔽截面积按120mm²计算，可按用户要求提供不同截面的铜丝屏蔽

Note: The cross-sectional area of copper wire shield is assumed as 120 mm², and different cross-sectional areas of copper wire shield can be provided according to customer requirements

连续载流量参考值

Reference value of continuous current carrying capacity

敷设方式 Laying method	空气中 (单位: A) In Air (unit: A)				土壤中 (单位: A) In Soil (unit: A)			
	平行排列 Parallel arrangement		品字型排列 Trefoil formation		平行排列 Parallel arrangement		品字型排列 Trefoil formation	
	铜芯 Copper core	铝芯 Aluminum core	铜芯 Copper core	铝芯 Aluminum core	铜芯 Copper core	铝芯 Aluminum core	铜芯 Copper core	铝芯 Aluminum core
240	676	526	595	460	547	426	490	381
300	774	601	678	526	617	480	552	428
400	895	700	782	609	702	550	625	488
500	1034	813	898	707	797	628	708	555
630	1192	946	1028	816	901	716	776	628
800	1366	1096	1144	934	995	802	863	715
800F	1418	1138	1187	969	1033	832	896	742
1000F	1617	1278	1320	1090	1161	924	973	800
1200F	1763	1409	1427	1195	1243	1000	1037	861
1400F	1920	1542	1541	1300	1328	1075	1106	920
1600F	2055	1662	1638	1394	1398	1141	1162	970

64/110kV交联聚乙烯绝缘电力电缆 64 / 110kV cross-linked polyethylene insulated power cable

YJLW系列电缆主要结构参数

Main structural parameters of YJLW series cable

标称截面 Nominal cross-sectional area mm ²	导体直径 Diameter of conductor mm	绝缘标称厚度 Nominal thickness of insulation mm	铝套厚度 Thickness of aluminum sheath mm	外护套厚度 Thickness of oversheath mm	近似外径 Approximation outer diameter mm	近似重量 (kg/km) Approximate Weight			
						铜 Copper(Cu)		铝 Aluminum(Al)	
						PVC护套 PVC sheath	PE护套 PE sheath	PVC护套 PVC sheath	PE护套 PE sheath
240	18.5	19.0	2.0	4.0	90	7967	7599	6497	6129
300	20.7	18.5	2.0	4.0	91	8603	8230	6761	6388
400	23.5	17.5	2.0	4.0	92	9363	8986	7007	6630
500	26.5	17.0	2.0	4.0	94	10492	10106	7466	7080
630	29.8	16.5	2.0	4.5	98	12203	11766	8291	7854
800	33.8	16.0	2.0	4.5	102	14034	13583	9024	8573
800F	35.0	16.0	2.0	4.5	106	14542	14073	9532	9063
1000F	39.2	16.0	2.3	4.5	110	17054	16565	10767	10278
1200F	42.0	16.0	2.3	5.0	114	19136	18589	11808	11261
1400F	46.0	16.0	2.3	5.0	118	21356	20787	12775	12206
1600F	48.6	16.0	2.3	5.0	121	23434	22849	13638	13053

YJA系列电缆主要结构参数

Main structural parameters of YJA series cables

标称截面 Nominal cross-sectional area mm ²	导体直径 Diameter of conductor mm	绝缘标称厚度 Nominal thickness of insulation mm	铝塑复合套厚度 Thickness of aluminum-plastic composite sheath mm	外护套厚度 Thickness of oversheath mm	近似外径 Approximation outer diameter mm	近似重量 (kg/km) Approximate Weight			
						铜 Copper(Cu)		铝 Aluminum(Al)	
						PVC护套 PVC sheath	PE护套 PE sheath	PVC护套 PVC sheath	PE护套 PE sheath
240	18.5	19.0	0.25	4.0	76	7665	7297	6195	5827
300	20.7	18.5	0.25	4.0	77	8285	7912	6443	6070
400	23.5	17.5	0.25	4.0	78	9035	8658	6679	6302
500	26.5	17.0	0.25	4.0	80	10139	9753	7113	6727
630	29.8	16.5	0.25	4.5	83	11804	11367	7892	7455
800	33.8	16.0	0.25	4.5	86	13596	13145	8586	8135
800F	35.0	16.0	0.25	4.5	90	14056	13587	9046	8577
1000F	39.2	16.0	0.25	4.5	94	16268	15779	9981	9492
1200F	42.0	16.0	0.25	5.0	98	18300	17753	10972	10425
1400F	46.0	16.0	0.25	5.0	102	20448	19879	11867	11298
1600F	48.6	16.0	0.25	5.0	105	22478	21893	12682	12097

主要电气参数

Main electrical parameters

标称截面 Nominal cross-sectional area mm ²	直流电阻 DC Resistance Ω/km (20℃)		交流电阻 AC resistance Ω/km (90℃)		导体最大允许短路电流 Maximum allowable short circuit current of conductor kA/1S		金属屏蔽最大允许短路电流 Maximum allowable short circuit current of metal shield kA/1S		电容 Capacitance μF/km	充电电流 Charging current A/km
	Cu	Al	Cu	Al	Cu	Al	铝护套 Aluminium sheath	铜丝屏蔽 Copper wire shield		
	240	0.0754	0.125	0.0970	0.161	34.3	22.7	43.3		
300	0.0601	0.100	0.0777	0.129	42.9	28.3	44.1	18.3	0.136	2.74
400	0.0470	0.0778	0.0613	0.101	57.2	37.8	44.5	18.3	0.152	3.05
500	0.0366	0.0605	0.0485	0.0787	71.5	47.2	45.7	18.3	0.166	3.34
630	0.0283	0.0469	0.0384	0.0616	90.1	59.5	47.3	18.3	0.183	3.67
800	0.0221	0.0367	0.0310	0.0489	114.5	75.6	49.1	18.3	0.205	4.11
800F	0.0221	0.0367	0.0288	0.0475	114.5	75.6	51.2	18.3	0.217	4.35
1000F	0.0176	0.0291	0.0232	0.0378	143.1	94.5	61.8	18.3	0.236	4.69
1200F	0.0151	0.0247	0.0201	0.0322	171.7	113.4	63.9	18.3	0.246	4.95
1400F	0.0129	0.0212	0.0174	0.0278	200.3	132.3	66.6	18.3	0.262	5.23
1600F	0.0113	0.0186	0.0155	0.0246	228.9	151.2	68.7	18.3	0.273	5.47

注：铜丝屏蔽截面积按120mm²计算，可按用户要求提供不同截面的铜丝屏蔽

Note: The cross-sectional area of copper wire shield is assumed as 120 mm², and different cross-sectional areas of copper wire shield can be provided according to customer requirements

连续载流量参考值

Reference value of continuous current carrying capacity

敷设方式 Laying method	空气中 (单位: A) In Air (unit: A)				土壤中 (单位: A) In Soil (unit: A)			
	平行排列 Parallel arrangement		品字型排列 Trefoil formation		平行排列 Parallel arrangement		品字型排列 Trefoil formation	
	铜芯 Copper core	铝芯 Aluminum core	铜芯 Copper core	铝芯 Aluminum core	铜芯 Copper core	铝芯 Aluminum core	铜芯 Copper core	铝芯 Aluminum core
240	662	511	590	456	515	397	485	370
300	758	584	673	522	580	448	545	416
400	884	682	778	606	661	514	615	474
500	1024	794	894	701	751	586	692	539
630	1181	920	1023	810	846	667	776	610
800	1340	1038	1126	936	929	757	843	692
800F	1391	1077	1169	971	964	786	875	719
1000F	1578	1258	1322	1081	1143	858	968	772
1200F	1714	1382	1427	1182	1219	928	1027	830
1400F	1862	1509	1539	1283	1297	1046	1085	886
1600F	1984	1623	1633	1374	1363	1108	1133	934

76/132kV交联聚乙烯绝缘电力电缆 76/132kV cross-linked polyethylene insulated power cable

YJLW系列电缆主要结构参数

Main structural parameters of YJLW series cables

标称截面 Nominal cross-sectional area mm ²	导体直径 Diameter of conductor mm	绝缘标称厚度 Nominal thickness of insulation mm	铝套厚度 Thickness of aluminum sheath mm	外护套厚度 Thickness of oversheath mm	近似外径 Approximation outer diameter mm	近似重量 (kg/km) Approximate Weight			
						铜 Copper(Cu)		铝 Aluminum(Al)	
						PVC护套 PVC sheath	PE护套 PE sheath	PVC护套 PVC sheath	PE护套 PE sheath
240	18.5	19.5	2.0	4.0	91	8097	7725	6627	6255
300	20.7	19.0	2.0	4.0	92	8735	8357	6893	6515
400	23.5	19.0	2.0	4.0	96	9767	9377	7411	7021
500	26.5	19.0	2.0	4.0	99	11043	10641	8017	7615
630	29.8	19.0	2.0	4.5	103	12924	12464	9012	8552
800	33.8	18.0	2.0	4.5	106	14625	14156	9615	9146
800F	35.0	18.0	2.0	4.5	109	15154	14666	10144	9656
1000F	39.2	18.0	2.3	4.5	114	17701	17194	11414	10907
1200F	42.0	18.0	2.3	5.0	118	19809	19243	12481	11915
1400F	46.0	18.0	2.3	5.0	122	22048	21459	13467	12878
1600F	48.6	18.0	2.3	5.0	125	24144	23539	14348	13743

YJA系列电缆主要结构参数

Main structural parameters of YJA series cables

标称截面 Nominal cross-sectional area mm ²	导体直径 Diameter of conductor mm	绝缘标称厚度 Nominal thickness of insulation mm	铝塑复合套厚度 Thickness of aluminum-plastic composite sheath mm	外护套厚度 Thickness of oversheath mm	近似外径 Approximation outer diameter mm	近似重量 (kg/km) Approximate Weight			
						铜 Copper(Cu)		铝 Aluminum(Al)	
						PVC护套 PVC sheath	PE护套 PE sheath	PVC护套 PVC sheath	PE护套 PE sheath
240	18.5	19.5	0.25	4.0	77	7782	7410	6312	5940
300	20.7	19.0	0.25	4.0	79	8404	8026	6562	6184
400	23.5	19.0	0.25	4.0	81	9401	9011	7045	6655
500	26.5	19.0	0.25	4.0	84	10639	10237	7613	7211
630	29.8	19.0	0.25	4.5	89	12461	12001	8549	8089
800	33.8	18.0	0.25	4.5	91	14136	13667	9126	8657
800F	35.0	18.0	0.25	4.5	94	14617	14129	9607	9119
1000F	39.2	18.0	0.25	4.5	99	16854	16347	10567	10060
1200F	42.0	18.0	0.25	5.0	103	18912	18346	11584	11018
1400F	46.0	18.0	0.25	5.0	106	21079	20490	12498	11909
1600F	48.6	18.0	0.25	5.0	109	23127	22522	13331	12726

主要电气参数
Main electrical parameters

标称截面 Nominal cross-sectional area mm ²	直流电阻 DC Resistance Ω/km (20℃)		交流电阻 AC resistance Ω/km (90℃)		导体最大允许短路电流 Maximum allowable short circuit current of conductor kA/1S		金属屏蔽最大允许短路电流 Maximum allowable short circuit current of metal shield kA/1S		电容 Capacitance μF/km	充电电流 Charging current A/km
	Cu	Al	Cu	Al	Cu	Al	铝护套 Aluminium sheath	铜丝屏蔽 Copper wire shield		
	240	0.0754	0.125	0.0970	0.161	34.3	22.7	43.9		
300	0.0601	0.100	0.0777	0.129	42.9	28.3	44.6	18.3	0.134	3.20
400	0.0470	0.0778	0.0613	0.101	57.2	37.8	46.3	18.3	0.144	3.43
500	0.0366	0.0605	0.0485	0.0787	71.5	47.2	48.0	18.3	0.154	3.68
630	0.0283	0.0469	0.0384	0.0616	90.1	59.5	50.3	18.3	0.166	3.96
800	0.0221	0.0367	0.0310	0.0489	114.5	75.6	51.4	18.3	0.187	4.45
800F	0.0221	0.0367	0.0288	0.0475	114.5	75.6	53.6	18.3	0.199	4.74
1000F	0.0176	0.0291	0.0232	0.0378	143.1	94.5	64.4	18.3	0.214	5.10
1200F	0.0151	0.0247	0.0201	0.0322	171.7	113.4	66.6	18.3	0.225	5.38
1400F	0.0129	0.0212	0.0174	0.0278	200.3	132.3	69.3	18.3	0.239	5.67
1600F	0.0113	0.0186	0.0155	0.0246	228.9	151.2	71.4	18.3	0.249	5.94

注：铜丝屏蔽截面积按120mm²计算，可按用户要求提供不同截面的铜丝屏蔽
Note: The cross-sectional area of copper wire shield is assumed as 120 mm², and different cross-sectional areas of copper wire shield can be provided according to customer requirements

连续载流量参考值
Reference value of continuous current carrying capacity

敷设方式 Laying method	空气中 (单位: A) In Air (unit: A)				土壤中 (单位: A) In Soil (unit: A)			
	平行排列 Parallel arrangement		品字型排列 Trefoil formation		平行排列 Parallel arrangement		品字型排列 Trefoil formation	
	铜芯 Copper core	铝芯 Aluminum core	铜芯 Copper core	铝芯 Aluminum core	铜芯 Copper core	铝芯 Aluminum core	铜芯 Copper core	铝芯 Aluminum core
240	656	517	581	461	536	416	485	381
300	751	591	661	528	604	469	545	428
400	868	686	761	610	686	538	615	487
500	1001	797	871	706	777	613	691	554
630	1149	922	991	810	875	696	774	627
800	1316	1114	1145	935	964	757	853	693
800F	1366	1156	1188	970	1000	786	885	720
1000F	1560	1248	1310	1079	1123	895	964	793
1200F	1693	1371	1409	1176	1198	966	1024	853
1400F	1835	1493	1513	1273	1272	1034	1083	912
1600F	1961	1608	1602	1361	1337	1092	1131	961

220-500kV交联聚乙烯绝缘电力电缆

220-500kV cross-linked polyethylene insulated power cable

产品执行标准
Product standard

GB/Z 18890、GB/T 22078、IEC62067

使用特性 Properties

- 最高额定温度 Maximum rated temperature
 电缆导体长期允许最高工作温度为90℃；
 Long-term maximum allowable operating conductor temperature:90℃
 短时过负载最高工作温度为105℃；
 Maximum operating temperature under short-time overload:105℃；
 短路时（短路时间为5S）最高工作温度为250℃。
 Maximum operating temperature under short circuit(short circuit duration 5s): 250℃.
- 安装要求 Installation Requirements
 电缆敷设时不受落差限制，敷设时环境温度不低于0℃，如环境温度低于0℃，应对电缆预热。
 Cable laying shall not be restricted by drop height;the ambient temperature for laying shall not be lower than 0℃,and if the ambient temperature is lower than 0℃,the cable shall be pre-heated.
- 电缆最小弯曲半径 Minimum bending radius of cable
 安装时: 20D₀；运行时: 15D₀
 During cable laying:20 D₀; and Permanent installation: 15 D₀
 注: D₀为电缆外径实测值。
 Note:D₀ is measured outer diameter of cables.
- 电缆安装时的轴向最大允许牵引力T（不考虑转弯处的径向侧压力）
 Maximum allowable axial traction for cable installation,T(radial side pressure at bend not being considered)
 导体: T=K×导体截面 (kg)
 Conductor: T = K x Conductor section (kg)
 式中系数K值为，铜导体K=7kg/mm²，铝导体K=4kg/mm²。
 Where,the coefficient K = 7kg/mm² for copper conductor and 4kg/mm² for aluminum conductor.
- 电缆弯曲时的允许最大侧压力P Maximum allowable side pressure when cable is bent,P
 $P=T/R \leq 500$ (kg/m)，式中T为轴向牵引力，R为弯曲半径。
 $P = T / R \leq 500$ (kg / m), where T is axial traction,and R is bending radius.

电缆额定电压的表示方法 Expression method for rated voltage of cable

电缆的额定电压用U₀/U(U_m)表示，均为有效值，单位为kV。如：U₀/U(U_m)=127/220(252)。
 The rated voltage of cable is expressed with U₀ / U (U_m),and it is an effective value with a unit of kV.For example,U₀ / U (U_m) = 127/220 (252).
 U₀—电缆设计用的导体与屏蔽或金属套之间的额定工频电压；
 U₀-The rated power frequency voltage between the conductor and the shield or the metal armor,used for cable design;
 U—电缆设计用的导体之间的额定工频电压；
 U-The rated power frequency voltage between the conductors,used for cable design;
 U_m—设备最高电压（使用设备的系统最高电压的最大值）。
 U_m-The maximum voltage of equipment (the maximum value of system voltage of the equipment in use).

型号及名称 Type and name

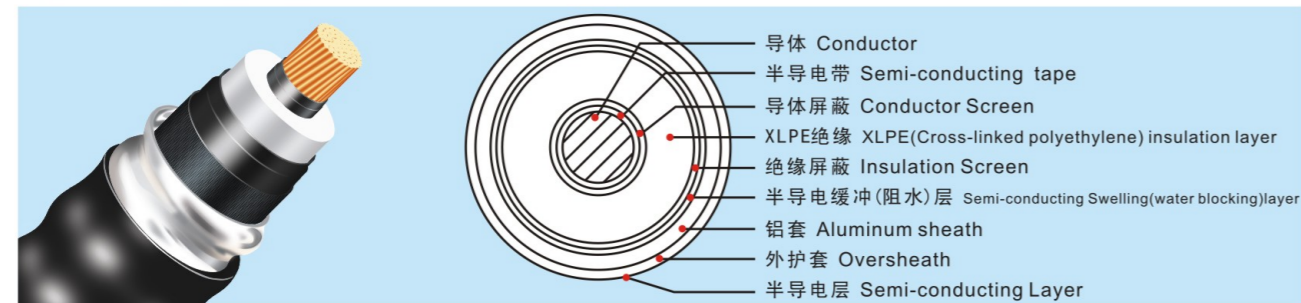
型号 Type	名称 Name
铜芯 Copper core	
YJLW02	交联聚乙烯绝缘皱纹铝套或焊接皱纹铝套聚氯乙烯外护套电力电缆 Cross-linked polyethylene insulated, corrugated aluminum or welded corrugated aluminum sheath and polyvinyl chloride sheathed power cable
YJLW03	交联聚乙烯绝缘皱纹铝套或焊接皱纹铝套聚乙烯外护套电力电缆 Cross-linked polyethylene insulated, corrugated aluminum or welded corrugated aluminum sheath and polyethylene sheathed power cable
YJLW02-Z	交联聚乙烯绝缘皱纹铝套或焊接皱纹铝套聚氯乙烯外护套纵向阻水电力电缆 Cross-linked polyethylene insulated, corrugated aluminum or welded corrugated aluminum sheath and polyvinyl chloride sheathed longitudinal water blocking power cable
YJLW03-Z	交联聚乙烯绝缘皱纹铝套或焊接皱纹铝套聚乙烯外护套纵向阻水电力电缆 Cross-linked polyethylene insulated, corrugated aluminum or welded corrugated aluminum sheath and polyethylene sheathed longitudinal water blocking power cable
YJA02	交联聚乙烯绝缘铝塑复合层聚氯乙烯外护套电力电缆 Cross-linked polyethylene insulated, aluminum-plastic composite sheath and polyvinyl chloride sheathed power cable
YJA03	交联聚乙烯绝缘铝塑复合层聚乙烯外护套电力电缆 Cross-linked polyethylene insulated, aluminum-plastic composite sheath and polyethylene sheathed power cable

- 注：●皱纹铝套包括挤包皱纹铝套和焊接皱纹铝套，按JB/T5268.1二者代号均为LW；焊接皱纹铝套应在产品名称中明确表示，名称中未注明“焊接”的即为挤包皱纹铝套。
●阻燃型电力电缆在以上型号前加“Z(ZA-、ZB-、ZC-)”；无卤低烟阻燃电力电缆在以上型号前加“WDZ(WDZA-、WDZB-、WDZC-)”；低烟低卤阻燃电力电缆在以上型号前加“DDZ(DDZA-、DDZB-、DDZC-)”；防蚁型电力电缆在以上型号前加“FY-”。
- 在线温度监测智能电缆在以上型号前加“DFTS-”。

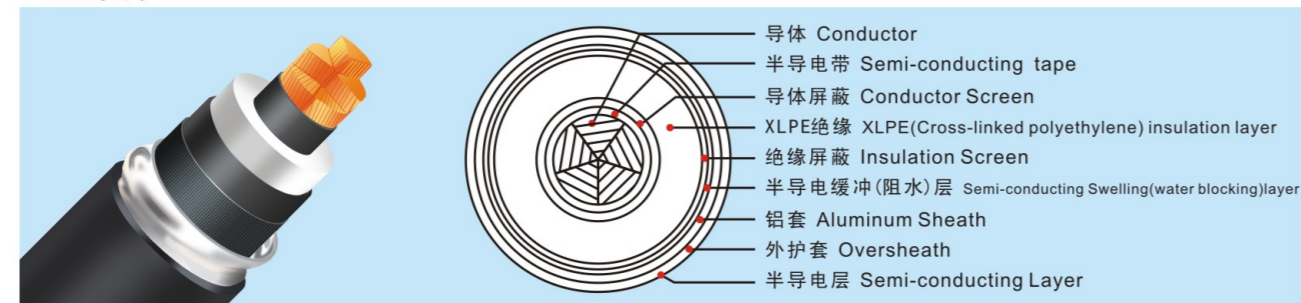
- Note: 1. Corrugated aluminum sheath includes two types, extruded corrugated aluminum sheath and welded corrugated aluminum sheath, both of which the code is LW based on JB/T5268.1. Welded corrugated aluminum sheath shall be clearly indicated in product names; and if no "welded" is shown in a product name, the corrugated aluminum sheath is extruded corrugated aluminum sheath.
2. For flame-retardant power cable, "Z(ZA-, ZB-, ZC-)" is added before the above type number; for halogen-free low-smoke flame-retardant power cable, "WDZ(WDZA-, WDZB-, WDZC-)" is added before the above type number; for low-smoke low-halogen flame-retardant power cable, "DDZ(DDZA-, DDZB-/DDZC-)" is added before the above type number; and for anti-termite power cable, "FY-" is added before the above type number.
3. For intelligent on-line temperature monitoring cable, "DFTS-" is added before the above type number.

结构示意图 Schematic diagram

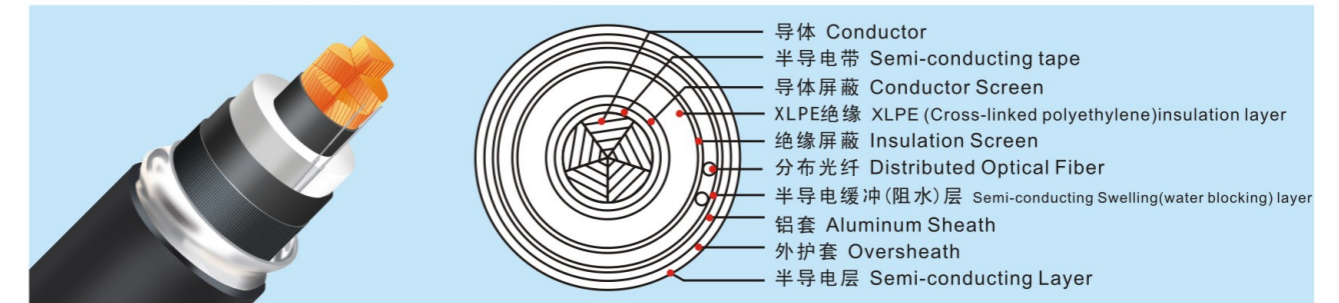
YJLW系列 YJLW SERIES



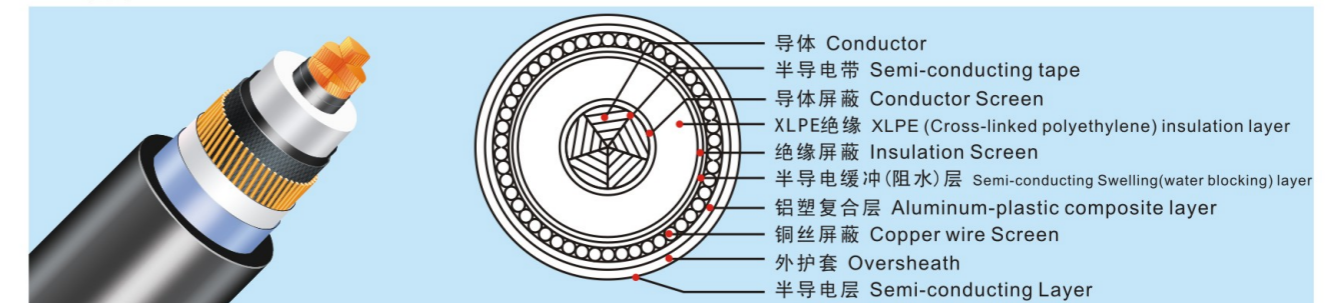
YJLW系列 YJLW SERIES



DFTS-YJLW系列 DFTS-YJLW SERIES



YJA系列 YJA SERIES



电缆运行状态及参数 Cable running state and parameters

- 载流量依据IEC60287标准计算；
Current carrying capacity is calculated according to standard IEC60287;
- 单回路，平行排列时相间中心距为250mm，三角形排列时，相间中心距为电缆外径，导体工作温度为90℃，
For single circuit, the inter-phase centre-to-centre distance is 250mm in parallel arrangement and is the outer diameter of cable in trefoil formation, and the operating temperature of conductor is 90℃;
- 金属屏蔽接地方式，单端接地或交叉互联两端接地；
Metallic screen grounding method: single end grounding or cross-bonded both end grounding;
- 空气中：气温40℃，不受日光直射；
In air: The air temperature is 40℃, protected from direct solar radiation;
- 直埋：气温25℃，土壤热阻系数为1.2℃·m/W，埋深1米；
Directly buried: The air temperature is 25℃, the thermal resistivity of soil is 1.2℃·m/W, and the buried depth is 1m;
- 短路电流据IEC949（绝热条件下）计算，短路起始温度：导体90℃，金属护套80℃，短路最终温度为250℃，持续时间为1秒。
The short circuit current is calculated according to IEC949 (under thermal insulation condition). The short circuit starting temperature: conductor 90℃, metal sheath 80℃; the short circuit ending temperature: 250℃; the short circuit duration: 1 second.

不同空气温度下载流量修正系数 Current carrying capacity correction coefficient under different air temperatures

环境温度 Ambient temperature	5	10	15	20	25	30	35	40	45
修正系数 Correction coefficient	1.30	1.27	1.22	1.18	1.14	1.10	1.05	1.00	0.95

不同土壤温度下载流量修正系数 Current carrying capacity correction coefficient under different soil temperatures

环境温度 Ambient temperature	5	10	15	20	25	30	35	40	45
修正系数 Correction coefficient	1.14	1.11	1.07	1.04	1.00	0.96	0.92	0.88	0.83

不同土壤热阻系数下的载流量修正系数 Current carrying capacity correction coefficient under different thermal resistivities of soil

土壤热阻系数℃·m/W Thermal resistivity of soil, ℃·m/W	0.8	1.0	1.2	1.5	1.8	2.0	2.5	3.0
载流量修正系数 Current carrying capacity correction coefficient	1.07	1.06	1.0	0.92	0.86	0.83	0.75	0.70

127/220kV交联聚乙烯绝缘电力电缆 127 / 220kV cross-linked polyethylene insulated power cable

YJLW系列电缆主要结构参数

Main structural parameters of YJLW series cable

标称截面 Nominal cross-sectional area mm ²	导体直径 Diameter of conductor mm	绝缘标 称厚度 Nominal thickness of insulation mm	铝套厚度 Thickness of aluminum sheath mm	外护套厚度 Thickness of oversheath mm	近似外径 Approximation outer diameter mm	近似重量 (kg/km) Approximate Weight	
						PVC护套 PVC sheath	PE护套 PE sheath
400	23.5	27.0	2.4	5.0	116	13141	12504
500	26.5	27.0	2.4	5.0	119	14515	13860
630	29.8	26.0	2.4	5.0	121	15887	15225
800	33.8	25.0	2.4	5.0	124	17683	17004
800F	35.0	25.0	2.4	5.0	127	18285	17586
1000F	39.2	24.0	2.6	5.0	130	20519	19805
1200F	42.0	24.0	2.6	5.0	134	22490	21752
1400F	46.0	24.0	2.6	5.0	137	24759	24001
1600F	48.6	24.0	2.6	5.0	140	26920	26144
1800F	52.0	24.0	2.8	5.0	144	29208	28413
2000F	55.2	24.0	2.8	5.0	148	31602	30783
2200F	57.4	24.0	2.8	5.0	150	33387	32555
2500F	61.5	24.0	2.8	5.0	154	36530	35676

YJA系列电缆主要结构参数

Main structural parameters of YJA series cables

标称截面 Nominal cross-sectional area mm ²	导体直径 Diameter of conductor mm	绝缘标 称厚度 Nominal thickness of insulation mm	铝塑复合厚度 Thickness of aluminum-plastic composite sheath mm	外护套厚度 Thickness of oversheath mm	近似外径 Approximation outer diameter mm	近似重量 (kg/km) Approximate Weight	
						PVC护套 PVC sheath	PE护套 PE sheath
400	23.5	27.0	0.30	5.0	100	12690	12027
500	26.5	27.0	0.30	5.0	103	14018	13338
630	29.8	26.0	0.30	5.0	104	15371	14684
800	33.8	25.0	0.30	5.0	106	17116	16411
800F	35.0	25.0	0.30	5.0	110	17666	16941
1000F	39.2	24.0	0.30	5.0	112	19669	18929
1200F	42.0	24.0	0.30	5.0	115	21537	20779
1400F	46.0	24.0	0.30	5.0	119	23750	22971
1600F	48.6	24.0	0.30	5.0	122	25883	25080
1800F	52.0	24.0	0.30	5.0	125	27902	27079
2000F	55.2	24.0	0.30	5.0	128	30188	29348
2200F	57.4	24.0	0.30	5.0	130	31939	31085
2500F	61.5	24.0	0.30	5.0	134	35012	34135

主要电气参数

Main electrical parameters

标称截面 Nominal cross-sectional area mm ²	直流电阻 DC Resistance Ω/km (20℃)	交流电阻 AC resistance Ω/km (90℃)	导体最大允许短路电流 Maximum allowable short circuit current of conductor kA/1S	金属屏蔽最大允许短路电流 Maximum allowable short circuit current of metal shield kA/1S		电容 Capacitance μF/km	充电电流 Charging current A/km
				铝护套 Aluminium sheath	铜丝屏蔽 Copper wire shield		
400	0.0470	0.0613	57.2	67.7	22.5	0.116	4.61
500	0.0366	0.0485	71.5	69.8	22.5	0.123	4.91
630	0.0283	0.0384	90.1	70.7	22.5	0.135	5.37
800	0.0221	0.0310	114.5	72.4	22.5	0.149	5.94
800F	0.0221	0.0288	114.5	74.8	22.5	0.162	6.30
1000F	0.0176	0.0232	143.1	82.9	22.5	0.174	6.94
1200F	0.0151	0.0201	171.7	85.7	22.5	0.182	7.29
1400F	0.0129	0.0174	200.3	88.4	22.5	0.193	7.67
1600F	0.0113	0.0155	228.9	90.7	22.5	0.200	8.00
1800F	0.0101	0.0141	257.6	100.2	22.5	0.210	8.31
2000F	0.0090	0.0129	286.2	103.2	22.5	0.219	8.65
2200F	0.0083	0.0121	314.8	105.0	22.5	0.225	8.88
2500F	0.0073	0.0110	357.7	108.1	22.5	0.236	9.29

注：铜丝屏蔽截面积按150mm²计算，可按用户要求提供不同截面的铜丝屏蔽

Note: The cross-sectional area of copper wire shield is assumed as 150 mm², and different cross-sectional areas of copper wire shield can be provided according to customer requirements

连续载流量参考值

Reference value of continuous current carrying capacity

敷设方式 Laying method	空气中 (单位: A) In Air (unit: A)		土壤中 (单位: A) In Soil (unit: A)	
	平行排列 Parallel arrangement	品字型排列 Trefoil formation	平行排列 Parallel arrangement	品字型排列 Trefoil formation
	标称截面 Nominal cross-sectional area mm ²			
400	853	764	704	616
500	983	875	797	691
630	1133	1003	900	774
800	1291	1119	1026	852
800F	1340	1161	1065	884
1000F	1536	1297	1147	962
1200F	1669	1405	1220	1019
1400F	1811	1517	1295	1076
1600F	1929	1609	1356	1120
1800F	2031	1690	1402	1154
2000F	2136	1779	1445	1192
2200F	2208	1838	1474	1217
2500F	2323	1933	1516	1254

290/500kV交联聚乙烯绝缘电力电缆 290/500kV cross-linked polyethylene insulated power cable

YJLW系列电缆主要结构参数

Main structural parameters of YJLW series cable

标称截面 Nominal cross-sectional area mm ²	导体直径 Diameter of conductor mm	绝缘标 称厚度 Nominal thickness of insulation mm	铝套厚度 Thickness of aluminum sheath mm	外护套厚度 Thickness of oversheath mm	近似外径 Approximation outer diameter mm	近似重量 (kg/km) Approximate Weight	
						PVC护套 PVC sheath	PE护套 PE sheath
800	33.8	34.0	2.9	6.0	150	20393	19688
800F	35.0	34.0	2.9	6.0	152	20772	20047
1000F	39.2	33.0	3.0	6.0	154	23057	22317
1200F	42.0	33.0	3.0	6.0	158	25068	24310
1400F	46.0	32.0	3.0	6.0	160	27419	26640
1600F	48.6	32.0	3.1	6.0	163	29679	28876
1800F	52.0	31.0	3.2	6.0	165	32036	31213
2000F	55.2	31.0	3.2	6.0	169	34476	33636
2200F	57.4	31.0	3.2	6.0	171	36318	35464
2500F	61.5	31.0	3.3	6.0	175	39548	38671

YJA系列电缆主要结构参数

Main structural parameters of YJA series cables

标称截面 Nominal cross-sectional area mm ²	导体直径 Diameter of conductor mm	绝缘标 称厚度 Nominal thickness of insulation mm	铝塑复合套厚度 Thickness of aluminum-plastic composite sheath mm	外护套厚度 Thickness of oversheath mm	近似外径 Approximation outer diameter mm	近似重量 (kg/km) Approximate Weight	
						PVC护套 PVC sheath	PE护套 PE sheath
800	33.8	34.0	0.35	6.0	131	20215	19510
800F	35.0	34.0	0.35	6.0	133	20547	19822
1000F	39.2	33.0	0.35	6.0	135	22602	21862
1200F	42.0	33.0	0.35	6.0	138	24527	23769
1400F	46.0	32.0	0.35	6.0	140	26822	26043
1600F	48.6	32.0	0.35	6.0	143	29031	28228
1800F	52.0	31.0	0.35	6.0	144	31119	30296
2000F	55.2	31.0	0.35	6.0	147	33480	32640
2200F	57.4	31.0	0.35	6.0	150	35283	34429
2500F	61.5	31.0	0.35	6.0	154	38445	37568

主要电气参数

Main electrical parameters

标称截面 Nominal cross-sectional area mm ²	直流电阻 DC Resistance Ω/km (20℃)	交流电阻 AC resistance Ω/km (90℃)	导体最大允许短路电流 Maximum allowable short circuit current of conductor kA/1S	金属屏蔽最大允许短路电流 Maximum allowable short circuit current of metal shield kA/1S		电容 Capacitance μF/km	充电电流 Chargeing current A/km
				铝护套 Aluminium sheath	铜丝屏蔽 Copper wire shield		
800	0.0221	0.0310	114.5	87.5	27.5	0.127	11.58
800F	0.0221	0.0288	114.5	90.4	27.5	0.132	12.01
1000F	0.0176	0.0232	143.1	95.6	27.5	0.143	13.04
1200F	0.0151	0.0201	171.7	98.9	27.5	0.149	13.56
1400F	0.0129	0.0174	200.3	102.0	27.5	0.161	14.62
1600F	0.0113	0.0155	228.9	108.2	27.5	0.166	15.11
1800F	0.0101	0.0141	257.6	114.6	27.5	0.177	16.12
2000F	0.0090	0.0129	286.2	117.9	27.5	0.184	16.75
2200F	0.0083	0.0121	314.8	120.0	27.5	0.189	17.18
2500F	0.0073	0.0110	357.7	127.4	27.5	0.197	17.97

注：铜丝屏蔽截面积按185mm²计算，可按用户要求提供不同截面的铜丝屏蔽

Note: The cross-sectional area of copper wire shield is assumed as 185mm², and different cross-sectional areas of copper wire shield can be provided according to customer requirements

连续载流量参考值

Reference value of continuous current carrying capacity

敷设方式 Laying method	空气中 (单位: A) In Air (unit: A)		土壤中 (单位: A) In Soil (unit: A)	
	平行排列 Parallel arrangement	品字型排列 Trefoil formation	平行排列 Parallel arrangement	品字型排列 Trefoil formation
800	1194	1126	877	766
800F	1199	1135	876	771
1000F	1360	1272	963	833
1200F	1468	1367	1018	879
1400F	1596	1479	1077	926
1600F	1696	1564	1122	960
1800F	1795	1653	1160	994
2000F	1882	1732	1191	1025
2200F	1944	1787	1212	1044
2500F	2043	1873	1241	1071



携手国际级客户，共铸里程碑！

Partnership with International Customers in Building Industrial Milestones!


金字塔是古埃及文明的象征，万里长城是古代中国强大版图的见证，人造卫星是人类探索宇宙的载体，互联网成为改变今天人们生活方式的标志……人类的每次飞跃都留下了美好的印记，像一座座里程碑。我们也在创造历史，我们也留下了一座座里程碑！

通过制定客户关怀计划与客户深入沟通，倾听客户的意见，随时关注客户的新需求，解决客户的难题，挖掘客户更多更深层的需求，为客户提供更多更新的应用，保持长久关系，同时，根据客户实际情况和历史服务情况，对不同需求的客户进行差异化服务，通过提升对客户的服务质量来打造岭南电缆品牌影响力，达到共同成长，创造共赢！


The Pyramid is the symbol of the ancient Egypt civilization. The Great Wall witnessed the prosperity of ancient China. The satellite is the carrier of human being's dream of exploring the universe. The Internet has become the symbol of the great change of people's life style. There're many milestones marking the great leaps of human being. Nowadays we are also creating history, leaving many milestones.

By customer care projects and communications with them, we listen carefully to our customers' opinions, focus on meeting their new needs immediately, offer solutions to their projects, help them to know more and further needs, provide them more and up-to-date applications, and consolidate the partnership with them. Furthermore, we also provide customized services based on the needs of different customers according to their practical conditions and records of our services. And through continuous upgrade of our services, we have not only built the influence of the Lingnan cable brand, but also achieved win-win with our customer partners.

- ① 广州地铁
Guangzhou Metro
- ② 广州亚运城
Guangzhou Asian Games Town
- ③ 广州大学城
Guangzhou Higher Education Mega Center
- ④ 广州新白云国际机场
Guangzhou New Baiyun International Airport



- ① 万达广场
Wanda Plaza
- ② 博鳌论坛会议中心
Boao Forum For Asia International Convention Center
- ③ 琶洲国际会馆中心
Pazhou International Hall Center
- ④ 天津奥体中心
Tianjin Olympic Center Stadium





全球客户可以在
 公司网站 www.Incable.com
 获得您需要的相关信息，
 专业的网络服务人员将随时响应您的鼠标点击。

Our international customers can acquire the information needed in the Company's official website www.Incable.com. Our professional customer service staff will give prompt response to your click.



CUSTOMER SERVICE

周到、高效、便捷，24小时贴身管家服务

Beyond selling products, we are committed to create values for customers. Through empathic thinking and whole-process services, we provide our customers overall solutions with a whole set of professional, circumspect, efficient, and prompt customer service system. We promise that as per your need, our technical engineers will arrive at any appointed spot inside Guangdong Province within 8 hours and any appointed spot outside Guangdong Province within 24 hours.

我们卖的不止是产品，我们致力于为客户创造价值，想您所想，让您全程无忧，为客户提供全套解决方案，建立一整套专业、周到、高效、便捷客户服务系统。

我们承诺：只要您需要，技术工程师将在**8**小时内赶到广东省内指定现场，在**24**小时内赶到省外指定现场。



致力于电缆的系统解决方案
DEDICATED WIRE & CABLE SOLUTIONS



拓展目标

公司斥资6亿元人民币，在广州市番禺区的榄核镇建立集中低压电缆、高压、超高压电缆、特种电缆及其附件的生产和研发为一体，占地面积12万多平方米的新基地。2013年已全面建成投产，有望达成66--500kV电缆年产2000公里，年产值25亿的目标。计划于2015年前完成500kV交联电力电缆的开发和鉴定体系。

The company spent 600 million yuan to establish centralized low voltage cables, high voltage, EHV cables, special cables and accessories production and development as one of the nut-Town, Panyu District, Guangzhou City, covers an area of over 120,000 square meters of new base, 2013 has been fully completed and put into production, is expected to reach 66 - 500kV cables annual output of 2,000 kilometers, the annual output value of 2.5 billion target. Planned to be completed by 2015 and identification system developed 500kV XLPE cable.

MOVING FORWARD

TO THE PEAK OF THE WORLD

高起点，大视野，迈向全球峰巅

欲穷千里目，更上一层楼，我们正以全球化视野来审视行业和我们自己，我们正在不断进步，真正的对手是我们自己，远大的目标让我们不会停止发展的步伐，我们正在路上，我们永远都在路上。未来，会更加美好！

- + 未来十年，我们将通过管理变革、流程改进和技术创新，满足客户对线缆专业全结构产品的需求。
- + 未来十年，我们将通过新材料技术、持续创新和管理改进，使客户实现产品和技术解决方案的一站式选择。
- + 未来十年，我们力争成为线缆行业领军企业！

It is said that for a grander sight we should go up to a higher level. Nowadays, we are taking a more international view on the cable industry and ourselves while making progress. We understand that the ultimate rival is ourselves, and a grander goal will keep us moving forward. We're on our way as always for a more splendid future.

- + In the coming 10 years, we will meet our customers' needs of all family products of cables through management re-engineering, process improvements and technical innovations.
- + In the coming 10 years, we will provide our customers one-stop service of products and system solutions through new materials and technologies, continuous innovations and management improvements.
- + In the coming 10 years, we will do our best to be the leading enterprise in the cable industry.

